



**UTX, YOUR TRUSTED PARTNER IN  
SHALLOW DREDGING EQUIPMENT**

**AT 200ER / AT 200ERPS**



CERT NO: TUV100 01 2043  
ISO 9001: 2015



**ULTRATREX MACHINERY SDN BHD**

TEL : +607- 355 7777  
FAX : +607- 351 0229  
MOBILE : +6016- 772 0584  
EMAIL : [info@ultratrex.com.my](mailto:info@ultratrex.com.my)

**[WWW.AMPHIBIOUSEXCAVATOR.COM](http://WWW.AMPHIBIOUSEXCAVATOR.COM)**

An amphibious excavator that can travel and work safely and effectively on soft terrain such as swamp, wet land and shallow water. The well designed amphibious hydraulic undercarriage has ultra-low ground pressure and unparalleled mobility to work on soft terrains and swamps area.

We manufacture amphibious hydraulic undercarriages for excavator ranging from 5 to 50 ton excavators.

Ultratrex Amphibious Excavator has well proven itself to work effectively on the following applications:

- Swamp land clearing at mining area, plantation and forest.
- Deepening of canal, river channel & river mouth.
- Building bund for flood prevention & land reclamation.
- Building bund wall for fish & shrimp ponds & salt making industry.
- Sludge clearing of lakes, ponds & water reservoir.
- Digging trenches for oil & gas piping installation.
- Transporting & clearing landslide & flood hit area.
- Swamps and wetlands construction.
- Road construction through wetlands.

Ultratrex AT 200ER / AT 200ERPS amphibious hydraulic undercarriage technical specification:

1. Amphibious undercarriage hydrostatic drive.

Brand: BONFIGLIOLI.

Type: Hydrostatic drive with integrated hydraulic 2 speed motors.

Working pressure: 305kgf/cm<sup>2</sup>.

Output torque: 3059kgfm.

2. Amphibious undercarriage construction: Anti corrosion steel plate,  
Material code: SMA 490.

Each amphibious undercarriage is equipped with 3 independent water tight compartments. The bottom of amphibious undercarriage is reinforced.

3. Track Chains

Triple strands track chain per amphibious undercarriage. Pitch: 152.4mm. The track chain rollers are running on Hardox 400, 10mm thickness wear plates.

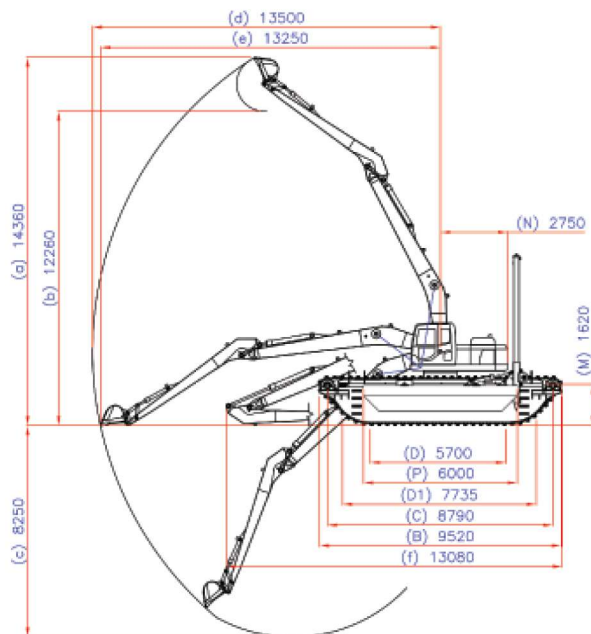
4. Gradeability: 30 degree.

5. Operating weight

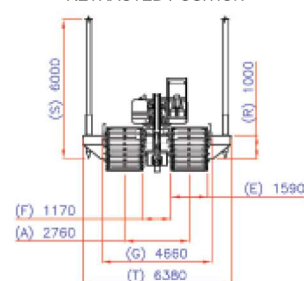
32 tons. (Including hydraulic excavator upper body and 13.5 meter Long Reach Arm).

6. Warranty

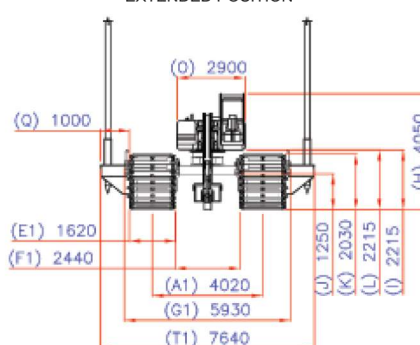
10,000 hours warranty on the UHMWPE (Ultra-High-Molecular-Weight Polyethylene) track plates against cracks.



RETRACTED POSITION



EXTENDED POSITION



ITEM		UNIT	VALUE
BASE MACHINE		20TON EXCAVATOR	
TOTAL WEIGHT	WITHOUT SIDE PONTOON	Kg	32000
FLOAT CAPACITY		m <sup>3</sup>	40
FLOAT CAPACITY/TOTAL WEIGHT		M <sup>3</sup> /ton	1.25
MAXIMUM TORQUE		kgf-m	2616
GROUND PRESSURE		KG/cm <sup>2</sup>	0.18
TRAVEL SPEED	HI	mm	3.6
	LO	mm	2.3
MAXIMUM GRADIENT		°	30
WORK EQUIPMENT	BOOM LENGTH	mm	7750
	ARM LENGTH	mm	5150
	BUCKET CAPACITY	m <sup>3</sup>	0.5
WORKING RANGE	a. MAX. DIGGING HEIGHT	mm	14360
	b. MAX. DUMPING HEIGHT	mm	12260
	c. MAX. DIGGING DEPTH	mm	8250
	d. MAX. DIGGING REACH	mm	13500
	e. MAX DIGGING REACH ON GROUND	mm	13250
	f. TOTAL LENGHT DURING PARKING	mm	13080
DIMENSIONS	A. TRACK GAUGE (FULLY RETRACTED)	mm	2760
	A1. TRACK GAUGE (FULLY EXTENDED)	mm	4020
	B. TRACK LENGTH	mm	9520
	C. DISTANCE BETWEEN IDLER & SPROCKET	mm	8790
	D. TRACK LENGTH ON HARD GROUND	mm	5700
	D1. TRACK LENGTH ON SOFT GROUND	mm	7735
	E. WIDTH TRACK SHOE	mm	1590
	E1. WIDTH FLOAT	mm	1620
	F. DISTANCE BETWEEN SHOE INSIDE (FULLY RETRACTED)	mm	1170
	F1. DISTANCE BETWEEN SHOE INSIDE (FULLY EXTENDED)	mm	2440
	G. OVERALL MACHINE WIDTH (FULLY RETRACTED)	mm	4660
	G1. OVERALL MACHINE WIDTH (FULLY EXTENDED)	mm	5930
	H. OVERALL MACHINE HEIGHT	mm	4050
	I. GROUND CLEARANCE (COUNTERWEIGHT)	mm	2215
	J. MIN. GROUND CLEARANCE	mm	1250
	K. SHOE SETTING HEIGHT	mm	2030
	L. CRAWLER HEIGHT	mm	2215
	M. WATER LINE LEVEL	mm	1620
	N. MIN SWING RADIUS	mm	2750
	O. CABIN WIDTH	mm	2900
ADDITIONAL DIMENSIONS (SIDE PONTOON)	P. SIDE PONTOON LENGHT	mm	6000
	Q. SIDE PONTOON WIDTH	mm	1000
	R. SIDE PONTOON HEIGHT	mm	1000
	S. SPUD LENGHT	mm	6000
	T. OVERALL MACHINE WIDTH (FULLY RETRACTED)	mm	6380
	T1. OVERALL MACHINE WIDTH (FULLY EXTENDED)	mm	7640

## Technical Dimension

\*\*Dimension Are Based On  
13.5m Long Reach Arm &  
0.5m<sup>3</sup> GP Bucket.

\*\*Specification Are Subject To  
Change Without Prior Noticed.

Retracted position -  
Transportation purpose.

Extended position -  
Operating purpose.





# UTX, YOUR TRUSTED PARTNER IN SHALLOW DREDGING EQUIPMENT

Plo 229, Jalan Kencana Mas 2,  
Kawasan Perindustrian Tebrau 3,  
81100 Johor Bahru, Johor, Malaysia.



CERT NO: TUV100 01 2043  
ISO 9001: 2015



ULTRATREX MACHINERY SDN BHD

TEL : +607- 355 7777  
FAX : +607- 351 0229  
MOBILE : +6016- 772 0584  
EMAIL : info@ultratrex.com.my

[WWW.AMPHIBIOUSEXCAVATOR.COM](http://WWW.AMPHIBIOUSEXCAVATOR.COM)